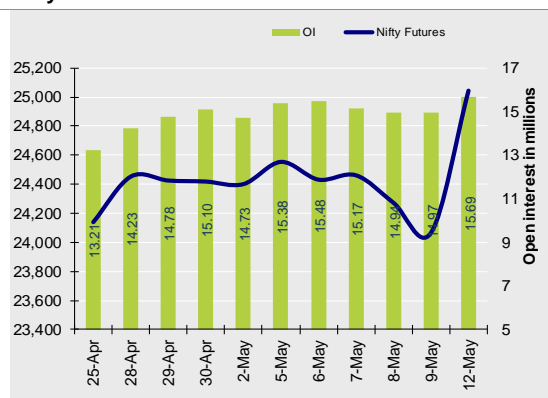


Nifty Snapshot

	Close	Prv Cl.	Ab chg	% chg
Spot	24,924.70	24,008.00	916.70	3.82
Futures	25,044.10	24,065.50	978.60	4.07
OI(ml shr)	15.69	14.97	0.72	4.81
Vol (lots)	183387	166520	16867	10.13
COC	119.40	57.50	61.90	107.7
PCR-OI	1.29	0.94	0.35	37.2

Nifty Futures Price v/s OI



Institutional Activity in previous trading session

(in Rs cr.)	Buy	Sell	Net
Index Futures	6763.66	5552.37	1211.29
Index Options	1292976.01	1285205.01	7771.00
Stock Futures	31189.31	24115.00	7074.31
Stock Options	78736.83	79659.90	-923.07
FII Cash	12,775.35	11,528.87	1,246.48
DII Cash	14,684.10	13,235.73	1,448.37

Net FII Activity (in Rs cr.)

Date	Idx Fut	Stk Fut	Idx Opt	Cash
12-May	1211.3	7074.3	7771.0	1246
9-May	-2591.6	-1755.3	-28883.4	-3799
8-May	1338.6	-898.3	87541.9	2008
7-May	469.2	2136.0	-4468.4	2586
6-May	552.1	760.0	23394.6	3795
5-May	531.5	2805.0	-35753.7	498

Technical Pivot (Intraday):

	S2	S1	PIVOT	R1	R2
NIFTY	24180	24615	24840	25275	25500
BANKNIFTY	54080	54840	55260	56020	56440

(Price is in Rs; OI is in million units; Price chg and OI chg are in percentage) **NB RESEARCH**

Fresh Longs seen in:

Scrip	Price	Price chg	OI	OI Chg
RAMCOCEM	960.4	2.0	7.1	30.0
PATANJALI	1830.4	4.0	4.0	8.4
INDHOTEL	773.3	7.1	25.3	7.8

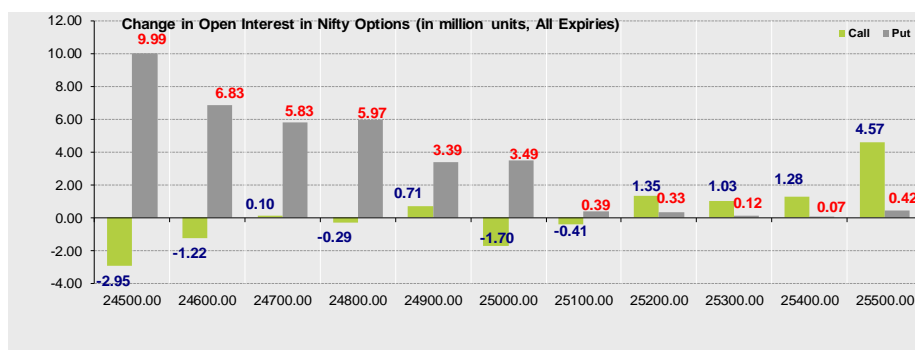
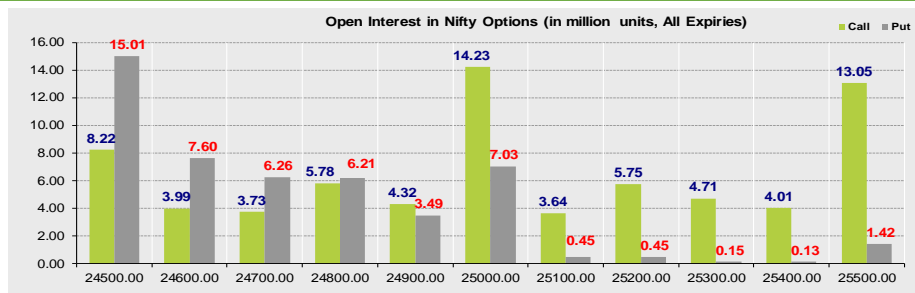
Short Covering seen in:

Scrip	Price	Price chg	OI	OI Chg
NIFTYNXT50	65430.4	4.4	0.0	-13.6
ESCORTS	3432.4	9.2	1.4	-9.0
ABB	5618.0	2.9	2.4	-8.6

Summary

- Indian markets closed on a positive note where buying was mainly seen in IT, Metals, Automobiles Sectors. Nifty May Futures closed at 25044.10 (up 978.60 points) at a premium of 119.40 pts to spot.
- FII's were net buyers in Cash to the tune of 1246.48 Cr and were net buyers in index futures to the tune of 1211.29 Cr.
- India VIX decreased by 14.97% to close at 18.39 touching an intraday high of 21.63.

Open Interest in Nifty Options:



- The above second chart shows previous trading day's change in Nifty options where Addition in OI were seen in 25400, 25300, 25200 strike Calls and at 24700, 24800, 24900, 25000 strike Puts indicating market is likely to remain range bound in the near term.
- Highest OI build-up is seen at 25000 strike Calls and 24500 strike Puts, to the tune of 14.23mn and 15.01mn respectively.

Outlook on Nifty:

Index is likely to open on gap down note today and is likely to remain range bound during the day.

NIFTY50 Options OI (CE OI = Resistance) (PE OI = Support)

Symbol	Highest CE OI	Highest PE OI	CMP
ADANIENT	2600	2600	2437
ADANIPTS	1400	1200	1368
APOLLOHOSP	7100	6150	6964
ASIANPAINT	2500	2300	2362
AXISBANK	1220	1180	1208
BAJAJ-AUTO	8500	7800	8082
BAJFINANCE	10000	9000	9068
BAJAJFINSV	2100	1900	2061
BEL	340	320	324
BHARTIARTL	1900	1800	1881
CIPLA	1600	1300	1517
COALINDIA	400	450	398
DRREDDY	1200	1150	1199
EICHERMOT	5700	5300	5549
ETERNAL	260	230	241
GRASIM	3120	2340	2754
HCLTECH	1700	1200	1676
HDFCBANK	2000	1900	1968
HDFCLIFE	800	720	738
HEROMOTOCO	4500	3900	3993
HINDALCO	650	630	655
HINDUNILVR	2500	2400	2396
ICICIBANK	1460	1400	1454
ITC	450	430	436
INDUSINDBK	850	800	790

NIFTY50 Options OI (CE OI = Resistance) (PE OI = Support)

Symbol	Highest CE OI	Highest PE OI	CMP
INFY	1600	1200	1632
JSWSTEEL	1100	950	1010
JIOFIN	300	260	264
KOTAKBANK	2300	2100	2156
LT	3500	3300	3599
M&M	3100	2900	3117
MARUTI	12000	12000	12609
NTPC	370	380	350
NESTLEIND	2500	2400	2391
ONGC	240	240	245
POWERGRID	330	300	311
RELIANCE	1450	1300	1442
SBILIFE	1780	1720	1757
SHRIRAMFIN	700	600	648
SBIN	820	800	790
SUNPHARMA	1900	1660	1695
TCS	3500	3400	3637
TATACONSUM	1300	1100	1149
TATAMOTORS	800	650	724
TATASTEEL	150	140	152
TECHM	1680	1500	1579
TITAN	3500	3300	3576
TRENT	5700	5200	5483
ULTRACEMCO	13000	10000	11782
WIPRO	300	250	259

OI against MWPL				
Symbol	MWPL	Open Interest	Limit for next day	% OI
CDSL	35530000	33488625	Ban	94%
MANAPPURAM	109606743	100149000	Ban	91%
ACC	16266067	14118600	1334163	87%
HINDCOPPER	65482129	56392000	5816022	86%
SYNGENE	37816323	30804000	5121506	81%
RBLBANK	121575211	96311850	19184600	79%
LTF	168467595	130821378	29222837	78%
AARTIIND	41876170	32103100	7679261	77%
TATATECH	36328758	27702400	6809920	76%
SAIL	289148547	218861100	55830019	76%
BANDHANBNK	193371109	144156800	39545753	75%
PNB	687763516	491400000	161975340	71%
CANBK	672420574	477859500	160940045	71%
GRANULES	29668038	19127050	9057586	64%
BIOCON	94007780	58522500	30784891	62%
BSOFT	32988281	20531800	10807066	62%
NATIONALUM	178967755	111210000	58809367	62%
HFCL	189248684	117181500	62604749	62%
VOLTAS	46126252	28518300	15301639	62%
ABFRL	121580965	74965800	40536116	62%
ANGELONE	11638502	7145350	3911226	61%
TITAGARH	16037381	9768750	5466761	61%
LICHSGFIN	60244101	36031000	21200895	60%
TATACHEM	31601465	18801150	11220241	59%
INDUSINDBK	125014099	74342800	44420594	59%
BANKBARODA	372635498	213855525	140148198	57%
IREDA	134388235	76936850	50731973	57%
NMDC	689383367	391662000	263252198	57%
LAURUSLABS	78058155	43829400	30325847	56%
PEL	24011687	13303500	9507602	55%
CHAMBLFERT	31728204	17324200	12817593	55%
BHEL	256482590	136547250	107111210	53%
ABCAPITAL	162442174	84596300	69723765	52%

[illegible]

Derivative Recommendations:

Stock Name	Call (Buy/Sell)	Entry price	Targets	Stop Loss	Duration	Status
NCC (Bull Call spread)	Buy	5.5	9.5	2	Positional	Open
MAXHEALTH 1160CE	Buy	43	65	30	1-2 Days	Open

FROM THE EQUITY DERIVATIVE DESK:

NIRAV HARISH CHHEDA
AVP - DERIVATIVES AND TECHNICAL RESEARCH
E-Mail: nirav.chheda@nirmalbang.com
Tel no: 6273-8199/8000

AMIT BHUPTANI
SNR.DERIVATIVES AND TECHNICAL RESEARCH ANALYST
E-Mail: amit.bhuptani@nirmalbang.com
Tel no: 6273-8242/8000

DISCLOSURES

Research Reports that are published by Nirmal Bang Securities Private Limited (hereinafter referred to as "NBSPL") are for private circulation only. NBSPL is a registered Research Analyst under SEBI (Research Analyst) Regulations, 2014 having Registration no. INH000001766. NBSPL is also a registered Stock Broker with National Stock Exchange of India Limited, BSE Limited, Metropolitan Stock Exchange of India Limited, Multi Commodity Exchange of India Limited, National Commodity and Derivative Exchange Limited and Indian Commodity Exchange Limited in cash and Equity and Commodities derivatives segments.

NBSPL has other business divisions with independent research teams separated by Chinese walls, and therefore may, at times, have different or contrary views on stocks and markets.

NBSPL or its associates have not been debarred / suspended by SEBI or any other regulatory authority for accessing / dealing in securities Market. NBSPL, its associates or analyst or his relatives do not hold any financial interest (Except Investment) in the subject company. NBSPL or its associates or Analyst do not have any conflict or material conflict of interest at the time of publication of the research report with the subject company. NBSPL or its associates or Analyst or his relatives may or may not hold beneficial ownership of 1% or more in the subject company at the end of the month immediately preceding the date of publication of this research report.

NBSPL or its associates / analyst has not received any compensation / managed or co-managed public offering of securities of the company covered by Analyst during the past twelve months. NBSPL or its associates have not received any compensation or other benefits from the company covered by Analyst or third party in connection with the research report. Analyst has not served as an officer, director or employee of Subject Company. NBSPL / analyst has not been engaged in market making activity of the subject company.

Analyst Certification: The research analysts and authors of these reports, hereby certify that the views expressed in this research report accurately reflects my/our personal views about the subject securities, issuers, products, sectors or industries. It is also certified that no part of the compensation of the analyst(s) was, is, or will be directly or indirectly related to the inclusion of specific recommendations or views in this research. The analyst(s) principally responsible for the preparation of this research report and has taken reasonable care to achieve and maintain independence and objectivity in making any recommendations.

DISCLAIMER

This report is for the personal information of the authorized recipient and does not construe to be any investment, legal or taxation advice to you. NBSPL is not soliciting any action based upon it. Nothing in this research shall be construed as a solicitation to buy or sell any security or product, or to engage in or refrain from engaging in any such transaction. In preparing this research, we did not take into account the investment objectives, financial situation and particular needs of the reader.

This research has been prepared for the general use of the clients of NBSPL and must not be copied, either in whole or in part, or distributed or redistributed to any other person in any form. If you are not the intended recipient you must not use or disclose the information in this research in any way. Though disseminated to all the customers simultaneously, not all customers may receive this report at the same time. NBSPL will not treat recipients as customers by virtue of their receiving this report. This report is not directed or intended for distribution to or use by any person or entity resident in a state, country or any jurisdiction, where such distribution, publication, availability or use would be contrary to law, regulation or which would subject NBSPL & its group companies to registration or licensing requirements within such jurisdictions.

The report is based on the information obtained from sources believed to be reliable, but we do not make any representation or warranty that it is accurate, complete or up-to-date and it should not be relied upon as such. We accept no obligation to correct or update the information or opinions in it. NBSPL or any of its affiliates or employees shall not be in any way responsible for any loss or damage that may arise to any person from any inadvertent error in the information contained in this report. NBSPL or any of its affiliates or employees do not provide, at any time, any express or implied warranty of any kind, regarding any matter pertaining to this report, including without limitation the implied warranties of merchantability, fitness for a particular purpose, and non-infringement. The recipients of this report should rely on their own investigations.

This information is subject to change without any prior notice. NBSPL reserves its absolute discretion and right to make or refrain from making modifications and alterations to this statement from time to time. Nevertheless, NBSPL is committed to providing independent and transparent recommendations to its clients, and would be happy to provide information in response to specific client queries.

Before making an investment decision on the basis of this research, the reader needs to consider, with or without the assistance of an adviser, whether the advice is appropriate in light of their particular investment needs, objectives and financial circumstances. There are risks involved in securities trading. The price of securities can and does fluctuate, and an individual security may even become valueless. International investors are reminded of the additional risks inherent in international investments, such as currency fluctuations and international stock market or economic conditions, which may adversely affect the value of the investment. Opinions expressed are subject to change without any notice. Neither the company nor the director or the employees of NBSPL accept any liability whatsoever for any direct, indirect, consequential or other loss arising from any use of this research and/or further communication in relation to this research. Here it may be noted that neither NBSPL, nor its directors, employees, agents or representatives shall be liable for any damages whether direct or indirect, incidental, special or consequential including lost revenue or lost profit that may arise from or in connection with the use of the information contained in this report.

Copyright of this document vests exclusively with NBSPL. Our reports are also available on our website www.nirmalbang.com